

COIN OPERATED WASHER EXTRACTOR COIN OPERATED DRYER

**SPC
RANGE**

SPC 10

10KG
22LB

**SDC
RANGE**

SDC 10

10KG
22LB



SPC10

SDC10



COMPACT
DESIGN



EASY
OPERATION



SUITABLE FOR
LAUNDROMATS

FEATURES WASHER EXTRACTORS

- Stainless steel outer and inner drum
- Industry-leading 440 G-Force extraction removes more moisture, minimizing drying times and utility costs
- Totally freestanding: can be installed on any floor and any level
- Suspension with new out-of-balance logic
- Soap box with four compartments
- Door opens 180° for easy loading and unloading
- Coin boxes and coin mechanisms available as an option
- Standard with drain pump, drain valve optionally available
- Top, front and side panels standard available in anthracite grey
- Electrical heating or boiler-fed
- 6 wash programs
- Possibility of programming cycle modifier options » Added prewash » Extra wash time » Extra rinse
- LED indication of the status of the program
- Time remaining countdown

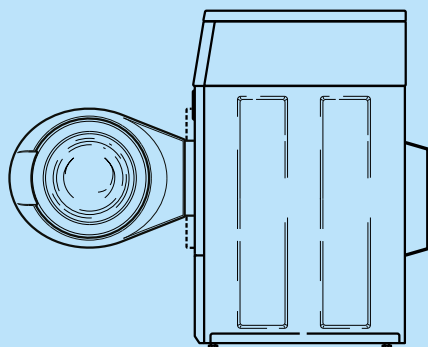
FEATURES DRYERS

- Galvanized steel cylinder
- Oversized lint filter located in front for easy cleaning
- Powerful exhaust blower assures short drying times and low operating costs
- Wide door opening of 180° for easy loading and unloading
- Coin boxes and coin mechanisms available as an option
- Top, front and side panels standard available in anthracite grey
- Electrical or gas heating
- 4 drying programs
- LED indication of the status of the program
- Time remaining countdown

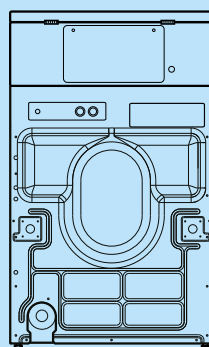
TYPE		SPC10
CAPACITY	kg	10
DRUM VOLUME	l	96,8
MOTOR		
Frequency controlled	kW	0,67
EXTRACTION SPEED	rpm	1200
G-FACTOR		440
ELECTRICAL CONNECTION		1x220-240V 50Hz 3x220-240V 50Hz 3x380-415V+N 50 Hz
ELECTRICAL HEATING	kW	4,8
DRAIN		
Pump		standard
Drain valve		available
DIMENSIONS		
H×W×D	mm	1126×683×704
Net weight	kg	119
TRANSPORT DATA		
Volume (packed)	m ³	0,77
Packed H×W×D	mm	1150x760x860
Gross weight	kg	128

TYPE		SDC10
CAPACITY	kg	10
DRUM VOLUME	l	198
ELECTRICAL CONNECTION		1x220-240V 50/60Hz 3x380-415V+N 50 Hz
ELECTRICAL HEATING	kW	5,3 (400V)
GAS HEATING	kW	7,3
MOTOR POWER	kW	0,25
DIMENSIONS		
H×W×D	mm	1126×683×711
Net weight	kg	74
TRANSPORT DATA		
Volume (packed)	m ³	0,71
Packed H×W×D	mm	1150x760x860
Gross weight	kg	79

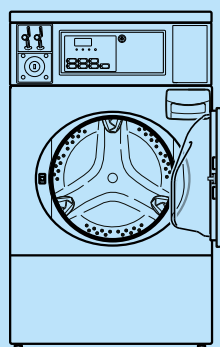
SPC10 Side View



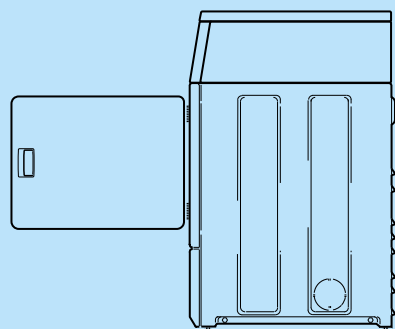
SPC10 Back



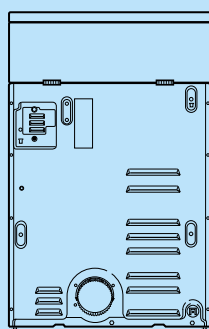
SPC10 Front View




SDC10 Side View



SDC10 Back



SDC10 Front View



The Primus preserves the right to change the machines and the specification in this leaflet at any time, without prior notice. Details and photographs are only for information and never binding.

www.primuslaundry.com

Primus by Alliance Laundry Systems

